

Choosing with God

Focus Scripture

1 Samuel 16:1-13

PURPOSE

To understand how God works with us as we choose.

Lesson Preparation

- ❑ Read 1 Samuel 16:1-13 and the biblical background for March 22.
- ❑ Set up worship table with a purple cloth, bible, votive candle, offering basket and Unit 5 logo.
- ❑ Set up 3-4 activity areas around the room (e.g. area for clay modelling; building block area; book reading area; art area with a variety of art media; etc.).
- ❑ Prepare set of 10 puppets for the story "Samuel's Choice." (Samuel and Bildad and 8 construction paper silhouette puppets - scroll down to see these resources.) Place the 8 silhouette

figures around the room before class. Bring a small container of oil.

Bring Lenten Cross Calendar, stamp pad, cloth and nail polish remover (to clean fingers).

- ❑ Choose the option(s) you wish to use for Integrating the Theme and bring the necessary materials.
- ❑ Check the birthday list.
- ❑ Ask for God's guidance as you choose the activities for your lesson so they will be the best choices for your children.

1

Opening

Welcome each of the children by name and tell them how glad you are to see them.

Light the candle saying, "We light this candle to remind us that God is always with us."

Birthdays, Offering,



Prayer: *(Invite the children to repeat each line.)*

Dear God,
 help us to make wise choices.
 Help us to listen
 for your guidance. Amen.

2

Introducing the Theme

Activity Areas

Invite the children to go to one of the activity areas in the room. Emphasize it is their choice. All the activities are fun and making a choice is not easy, but encourage them to settle in at a centre. Allow time to experience the centre. Do not direct them to a centre. If all their time is spent choosing, you have still accomplished

helping them realize that making choices is not always easy.




3

Exploring the Theme

Today's story is about a man who had to choose a new king. He wanted very much to choose the right king in God's eyes. He discovered that God works with us as we choose. *(Hand out the 2 figures of Samuel and Bildad.)*

Story: Samuel's Choice (Don't worry about pronunciation of names.)

Hi, my name is Bildad. *(Have child, holding Bildad, stand up in front of the children.)* My parents work in the household of Jesse who has 8 sons. Once in a while they will stop and play with me, but usually they are very busy



looking after their sheep and goats. Yesterday was a very exciting day. Jesse had asked me to go and get his sons to be presented to a man named Samuel. (Have child stand and hold Samuel.) Jesse told me the prophet Samuel had come to anoint one of his sons as the next king. Samuel, with God’s help, was going to have to choose which one.

First I ran and got **Eliab** who is the oldest. I was sure he would be the one. He is so handsome and tall. He would be the king for sure. (Invite Bildad to go with another child to find one of the figures around the room. Note: the smallest colored figure must be left until the end of the story. “Walk” the 2 figures back to Samuel. Have Samuel look at Eliab and then walk all around the coloured figure.) But, no! Eliab was not the one.



Then I went and got **Abinidab**. (Have Bildad go with another child to find another figure and bring it up to Samuel. Have Samuel walk around the figure as if to examine him on all sides.) I thought it would be him because he was so strong. He can lift me up like a feather. But, no! Abinidab was not the one.



Next I thought of **Shammah**. (Repeat action with another figure.) He is so kind and gentle. He always slips me a sweet when he comes in from the fields. But, no! Shammah was not the one.

I went to get **Nehelam** and **Ashkalon**. (Repeat action with 2 more figures.) I brought both brothers at the same time because they always do everything together. I wondered what would happen if only one of them was chosen. But, no! They were not the ones.



Then I got **Anim** and **Tochen**. (Repeat action with 2 more figures.) I couldn’t imagine either of these brothers being chosen. Anim is constantly sick and Tochen is sort of mean. I hate to walk past him because he teases me. But, No! They were not the ones.

There was only one brother left. Jesse sent me running out to the fields to fetch **David**. I ran as fast as I could, laughing all the way. I remember thinking,

David is so young, not much older than me. There is no way that Samuel will pick him. (Have Bildad and another child bring up the last smaller figure.) The minute David walked in the door, Samuel said, “He is the one! God says that I am to anoint him.” Samuel took olive oil and poured some of it on David’s forehead. (Dab oil on your finger and put it on the figure’s forehead representing David.) Samuel said again, “God has helped me choose David to be our King.”

We Make Choices, Too


When Samuel had an important choice to make, he always talked to God about it. God helped Samuel know what choice to make. And God will help us to make good choices too.

Sing:

Choices (tune: Row, Row, Row Your Boat)
 Choices, choices
 are very hard to make.
 God will be there all the way
 and bless each step we take.

Lenten Cross Ritual

(Ask a volunteer to open the fourth door.) Today, on the fourth Sunday of Lent we have the symbol of the horn of oil to remind us that God helped Samuel pick a new king and God helps us with our decisions every day. (Invite the children to add their fingerprints as drops of oil.)



4

Integrating the Theme

Option A: Stop and Choose Game

Materials: large ball of yarn

In advance: Prepare the resource “Questions for... Game.”

Place the 8 paper figures in different areas of the room. Ask a volunteer to roll a ball of yarn toward one of the figures as you hold the end. Invite the group to follow the yarn path and go where it leads. If necessary, have another volunteer roll the yarn again

until it lands on (or near) a figure. Once there, ask the first question (from the resource sheet) and encourage them to hop or clap for their chosen answer. Then move on to another figure following the same pattern and ask question two. Repeat this procedure until you have asked all the questions.



Option B: Oil Picture

Materials: letter-size paper, crayons, a small bottle of cooking or baby oil, cotton ball

Give the children a plain sheet of paper and crayons. Encourage them to draw a picture of something they heard in the story that they think is important. Then, dab a cotton ball in a little oil and brush over the picture. Blot excess oil with paper towel. These transparent pictures are great mounted in a window.



Option C: Help for a Sick Friend

Materials: crayons

In advance: Make copies of activity sheet “Choosing to Help a Friend.”

Give each child the activity sheet “Choosing to Help a Friend.” Talk about ways we might help someone who is sick. Look at the pictures together and encourage them to colour only the pictures of the things they would do to help a sick friend. Invite the children to take their sheet home and post it somewhere as a reminder of what they might do when someone they know does become ill.



5

Closing

Sing:

God Help Us Learn (tune: Kum Ba Yah)


We try our best, God, help us learn.
We try our best, God, help us learn.
We try our best, God, help us learn.
O Jesus, help us learn.

Other verses:

- We trust your word, God, help us learn...
- We share our thoughts, God, help us learn...
- Guide our choices, God, help us learn...

To Create Set of Ten Puppets:

Colour and cut out "Samuel" and "Bildad" figures. Using these two figures as patterns, trace and cut from coloured construction paper seven more body outlines from the "Samuel" figure, and one body outline from the "Bildad" figure. Attach a popsicle stick backing to all ten figures. Place together in an envelope marked "Samuel's Choice."



Samuel



Bildad

Samuel's Choice Puppets (and Pattern)

Questions for the “Stop and Choose” Game

(Have children listen as you read the question and the 3 choices. Then, when you read it a second time, have them hop or clap for the choice they want to make.)

1. If my friend was sick I would...
 - (1) visit him/her
 - (2) send a card
 - (3) call him/her and talk on the telephone

2. If I could choose anywhere in the world to go I would choose...
 - (1) swimming in the ocean
 - (2) riding a horse in the mountains
 - (3) riding a roller coaster at Disneyland

3. If I could choose which chore I would rather do at home it would be...
 - (1) making my bed
 - (2) washing the dishes
 - (3) cooking

4. To thank my parents for caring for me, I would thank them by...
 - (1) giving them a big hug
 - (2) taking them flowers
 - (3) taking them to a movie

5. If I could help take care of a baby I would like to...
 - (1) feed the baby
 - (2) walk the baby in the stroller
 - (3) sing the baby to sleep

6. I like to pray to God...
 - (1) in the morning
 - (2) at night
 - (3) at meal time

7. When I need help to make a choice I usually ask help from...
 - (1) a parent
 - (2) my teacher
 - (3) a friend

8. I find choosing...
 - (1) hard to do
 - (2) fun to do
 - (3) sometimes hard and sometimes fun



Choosing to Help a Friend

- colour only the pictures of the things you will do to care for a sick friend.
- post this paper somewhere in your home as a reminder when someone you know does become ill.

